

HSF YSAN 2022



Outline

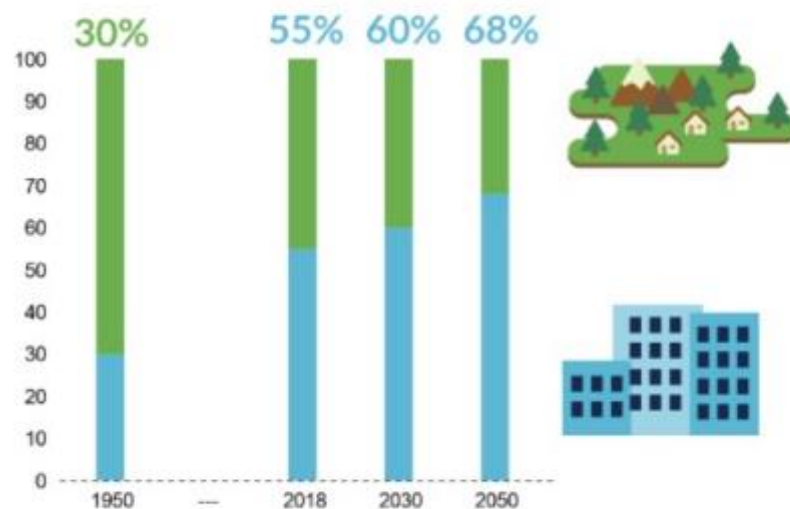
- Urban Trends
- Agenda 2030 and SDG 11
- New Urban Agenda
- Localizing Agenda 2030

Urban trends

Global/India

Our future is urban!

From only **751 million** in 1950, the population of the world's cities has rocketed to **4.2 billion**.



World Urbanization Prospects: The 2018 Revision

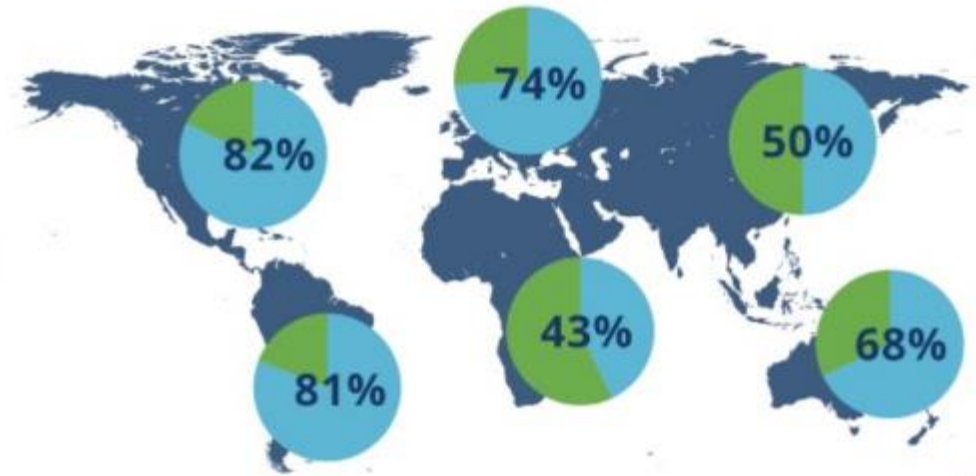
Access the report: bit.ly/wup2018 • #UNPopulation



UN DESA

Urbanization around the world

The Americas are the most urbanized regions in the world today.



World map by: Crotes

World Urbanization Prospects: The 2018 Revision

Access the report: bit.ly/wup2018 • #UNPopulation



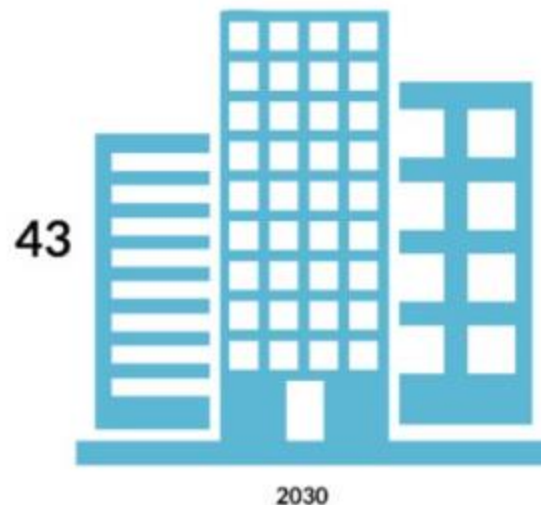
UN DESA

Percentage of population residing in urban areas by income group and country, 2018



More megacities to come!

By 2030, **43 cities** around the globe will have **10 million** or more inhabitants.



World Urbanization Prospects: The 2018 Revision

Access the report: bit.ly/wup2018 • #UNPopulation



UN DESA

SDG 11

Targets - Trends



Make cities and human settlements inclusive, safe, resilient and sustainable

SDG 11 targets

TARGET 11-1



SAFE AND AFFORDABLE HOUSING

TARGET 11-2



AFFORDABLE AND SUSTAINABLE TRANSPORT SYSTEMS

TARGET 11-3



INCLUSIVE AND SUSTAINABLE URBANIZATION

TARGET 11-4



PROTECT THE WORLD'S CULTURAL AND NATURAL HERITAGE

TARGET 11-5



REDUCE THE ADVERSE EFFECTS OF NATURAL DISASTERS

TARGET 11-6



REDUCE THE ENVIRONMENTAL IMPACT OF CITIES

TARGET 11-7



PROVIDE ACCESS TO SAFE AND INCLUSIVE GREEN AND PUBLIC SPACES

TARGET 11-A



STRONG NATIONAL AND REGIONAL DEVELOPMENT PLANNING

TARGET 11-B



IMPLEMENT POLICIES FOR INCLUSION, RESOURCE EFFICIENCY AND DISASTER RISK REDUCTION

TARGET 11-C



SUPPORT LEAST DEVELOPED COUNTRIES IN SUSTAINABLE AND RESILIENT BUILDING

SDG 11 – 10 Targets and 15 Indicators

11 SUSTAINABLE CITIES AND COMMUNITIES



Make cities and human settlements inclusive, safe, resilient and sustainable

[Home](#) / [Goal 11](#)

[← Previous goal](#)

[National indicators on Goal 11](#)

[Next goal >](#)

Targets

11.1

By 2030, ensure access for all to adequate, safe and affordable housing and basic services and upgrade slums

11.2

By 2030, provide access to safe, affordable, accessible and sustainable transport systems for all, improving road safety, notably by expanding public transport, with special attention to the needs of those in vulnerable situations, women, children, persons with disabilities and older persons

Indicators

11.1.1

Reported online

[Proportion of urban population living in slums, informal settlements or inadequate housing](#)

11.2.1

Reported online

[Proportion of population that has convenient access to public transport, by sex, age and persons with disabilities](#)

SDG INDICATOR 11.1.1

Urban population living in slums

Definition: Indicator 11.1.1 is the “*proportion of urban population living in slums, informal settlements or inadequate housing*”.

This measures the proportion of the urban population living in slum households. A slum household is defined as a group of individuals living under the same roof lacking one or more of the following conditions: access to improved water, access to improved sanitation, sufficient living area, and durability of housing.

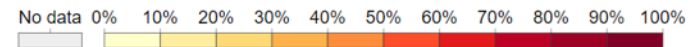
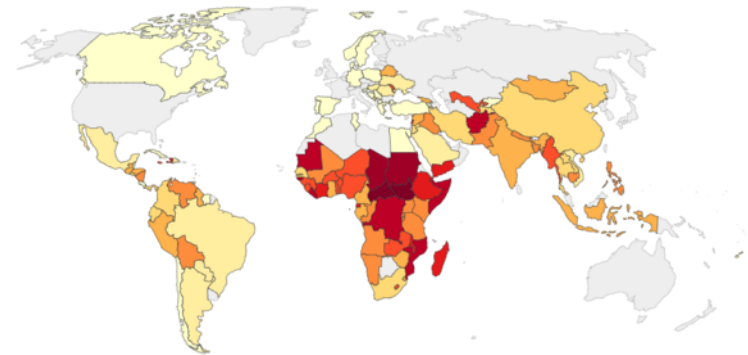
Goal: “*By 2030, ensure access for all to adequate, safe and affordable housing and basic services and upgrade slums*”.

Share of urban population living in slums, 2018

Our World
in Data

A slum household is defined as a group of individuals living under the same roof lacking one or more of the following conditions: access to improved water, access to improved sanitation, sufficient living area, and durability of housing.

World



Source: UN-HABITAT (via World Bank)

OurWorldInData.org/urbanization • CC BY

1990 2018

CHART

MAP

TABLE

SOURCES

DOWNLOAD



SDG INDICATOR 11.6.1

Solid waste management

Definition: Indicator 11.6.1 is the “*proportion of urban solid waste regularly collected and with adequate final discharge out of total urban solid waste generated, by cities*”.

This indicator measures the share of urban solid waste regularly collected and with adequate final discharge out of total urban solid waste generated. Data is only available at the regional (not national) level.

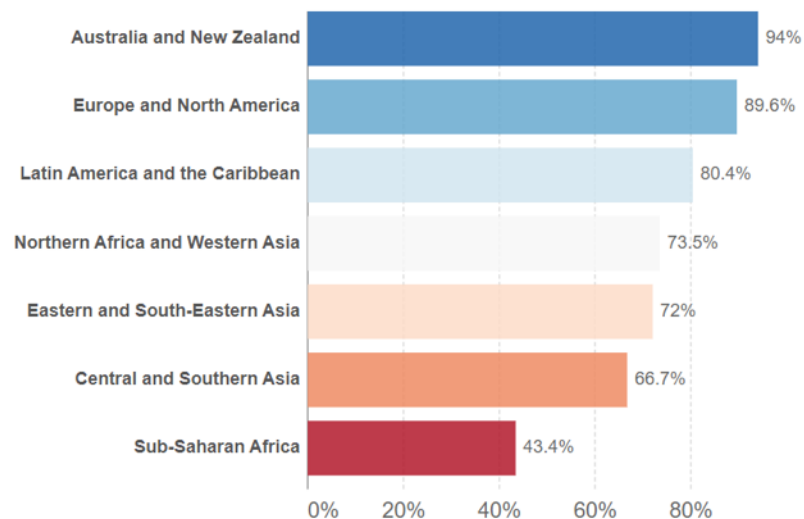
Goal: “*By 2030, reduce the adverse per capita environmental impact of cities, including by paying special attention to municipal and other waste management*”.

Proportion of population served by municipal waste collection, 2017

Our World
in Data

Proportion of urban solid waste regularly collected and with adequate final discharge out of total urban solid waste generated.

+ Add country



Source: UN Statistics Division

CC BY

CHART

MAP

TABLE

SOURCES

DOWNLOAD



SDG INDICATOR 11.5.1

Deaths and injuries from natural disasters

Definition: Indicator 11.5.1 is the “number of deaths, missing persons and directly affected persons attributed to disasters per 100,000 population”.

Indicators measured here report mortality rates, internally displaced persons, total numbers affected by natural disasters.

Goal: “By 2030, significantly reduce the number of deaths and the number of people directly affected by natural disasters”.

More research: Further data and research on this topic can be found at the *Our World in Data* on [Natural Disasters](#).

Additional charts:

[Total deaths from natural disasters](#)

[Number injured from natural disasters](#)

[Number left homeless from natural disasters](#)

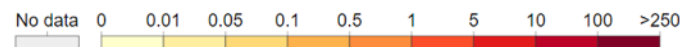
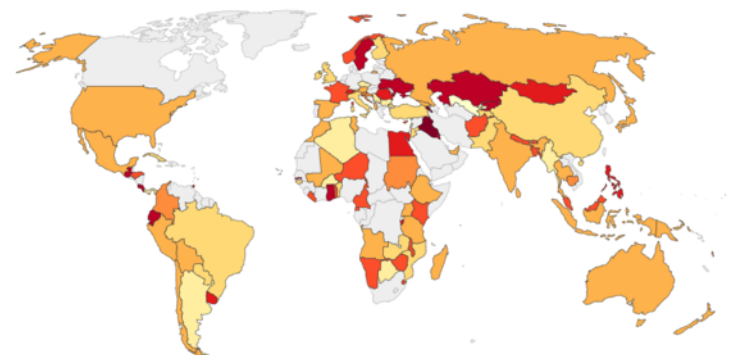
[Number affected by natural disasters](#)

Number of deaths and missing persons due to natural disasters, 2020

Our World
in Data

The annual number of deaths and missing persons due to all forms of natural disaster per 100,000 people.

World



Source: UN Office for Disaster Risk Reduction

CC BY

2005 2020

CHART

MAP

TABLE

SOURCES

DOWNLOAD



SDG11 and Interlinkages



Urban Targets in other SDGs



SDG 1.4: Ensure that all...have equal rights to economic resources [and] access to basic services

SDG 1.5: Build the resilience of the poor...and reduce their exposure and vulnerability to climate-related extreme events and other...shocks and disasters



SDG 2.a.: Increase investment...in rural infrastructure



SDG 5.2.: Eliminate all forms of violence against... women and girls in public and private spheres




SDG 6.1.: ...achieve universal and equitable access to safe and affordable drinking water for all

SDG 6.2.: ... achieve success to adequate and equitable sanitation and hygiene for all



SDG 7.3: Double the global rate of improvement in energy efficiency...



SDG 8.3.:...Promote...policies that support productive activities, decent job creation, entrepreneurship, creativity and innovation, and encourage the formation and growth of SMEs...

SDG 8. 5:...Achieve full and productive employment and decent work for all...



SDG 9.1.: Develop ...reliable, sustainable and resilient infrastructure...to support economic development and human well-being



SDG 12.:...substantially reduce waste generation



SDG 13.1.: Strengthen resilience and adaptive capacity to climate-related hazards




SDG 1.4:...ensure that all...have equal rights to economic resources [and]access to basic services

SDG 1.5:...build the resilience of the poor...and reduce their exposure and vulnerability to climate-related extreme events and other...shocks and disasters

Relevant global frameworks

Paris Agreement & Sendai Framework

UNITED NATIONS
**PARIS CLIMATE
AGREEMENT**



PARIS2015
UN CLIMATE CHANGE CONFERENCE
COP21·CMP11

THE AGREEMENT: BY THE NUMBERS

195 countries adopted the Paris Agreement at the 21st Conference of the Parties in December.



At the core of the Agreement:



*We must keep global temperature rise this century to **well below 2° Celsius** (that's 3.6° Fahrenheit).*



***189 countries** representing **more than 99% of global emissions** have submitted their Intended Nationally Determined Contributions. These INDCs make up the heart of the Paris Agreement.*



*Countries must review and re-assess these pledges **every 5 years**, with “global stocktaking” starting in **2023**. Countries can't lower their targets - in fact, they are encouraged to raise their ambition and level of commitment with time.*

THE SENDAI FRAMEWORK OUTLINES SEVEN GLOBAL TARGETS
TO BE ACHIEVED BY 2030:

**SUBSTANTIAL
REDUCTIONS**

A. Reduce global disaster mortality



B. Reduce the number of affected people globally



C. Reduce direct economic loss in relation to GDP



D. Reduce disaster damage to critical infrastructure and disruption of basic services



E. Increase the number of countries with national and local disaster risk reduction strategies



F. Substantially enhance international cooperation to developing countries



G. Increase the availability of and access to multi-hazard early warning systems



**SUBSTANTIAL
INCREASES**

Sendai Framework

Sendai Framework and SDGs

Sendai Framework
for Disaster Risk Reduction
2015-2030

SUSTAINABLE
DEVELOPMENT GOALS





UN  **HABITAT**
FOR A BETTER URBAN FUTURE

